

Product Datasheet

Alumasc BluRoof Outlet

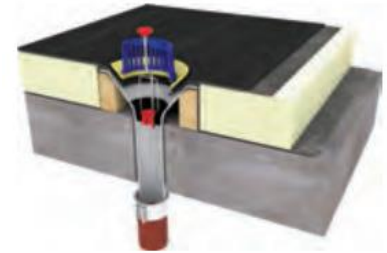
Sheet No: PD913FR

Issued: August 2016

Pages: 1 of 3

Description

Alumasc BluRoof rainwater outlets incorporate specially designed flow restrictor inserts, the number and aperture diameters of which are calculated on a job-by-job basis to reduce the rainwater discharge to a specific maximum rate advised by the designer. The unit has an integral vented handle to prevent the drainage becoming siphonic, and a 100mm spigot (outside diameter 110mm). An extended spigot is required where the unit must pass through a concrete slab, to allow accessible coupling.



The units are supplied only as integral parts of fully bespoke Alumasc BluRoof membrane systems.

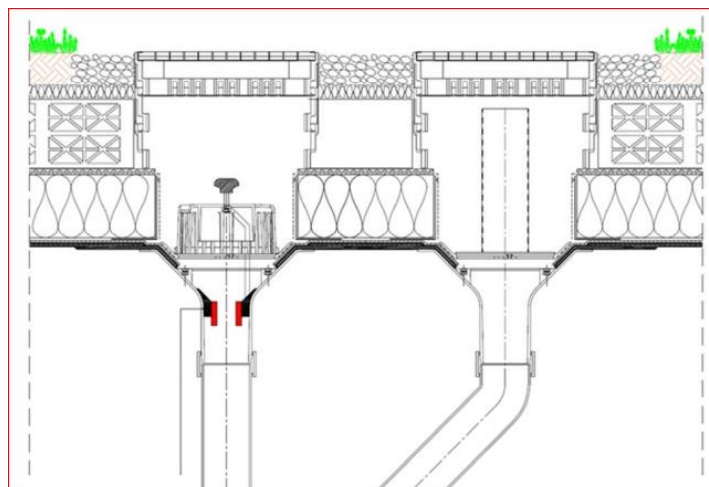
Use

A Blue Roof is a 'SuDS' (Sustainable Drainage System) measure intended to significantly reduce peak rates of rainwater runoff, especially during extreme rainfall events. This is achieved by ensuring the waterproofing system provides the requisite protection to the underlying building and restricting the roof drainage system's capacity in a controlled fashion. The attenuated stormwater is allowed to back-up on the roof and is temporarily detained at roof level for subsequent controlled discharge that is integral to the mitigation of flood risk.

Features

- Restricts stormwater discharge rates
- Provides managed roof attenuation options
- Excellent for urban areas where land excavation is at a premium
- Considerable project cost savings compared to underground excavation

Each BluRoof outlet must be situated adjacent to a standard outlet fitted with an overflow weir (ref OF46), cut to the appropriate height to allow normal gravity overflow should the depth of water exceed the design maximum due to blockage, e.g.



Product Datasheet
Alumasc BluRoof Outlet

Sheet No: PD913FR

Issued: August 2016

Pages: 2 of 3

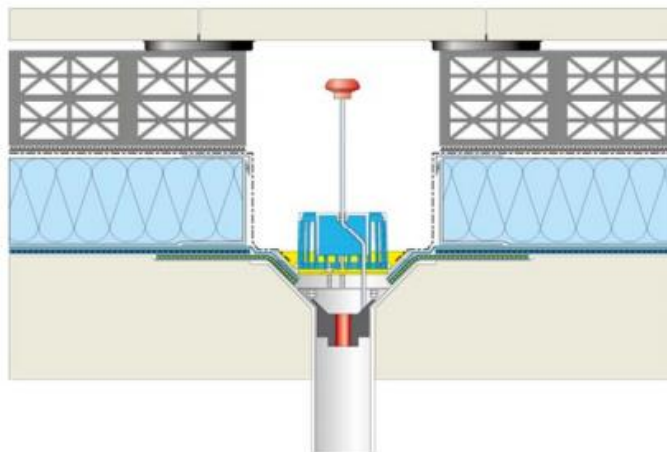
Application

The **Alumasc BluRoof Waterproofing**; the specification, detailing and installation of which is integral to the success of a BluRoof system – protecting the building against water ingress. There are essentially 2 types of BluRoof; each with 2 typical variants:

a) Inverted Roof

A roof with the insulation situated above the primary waterproofing layer

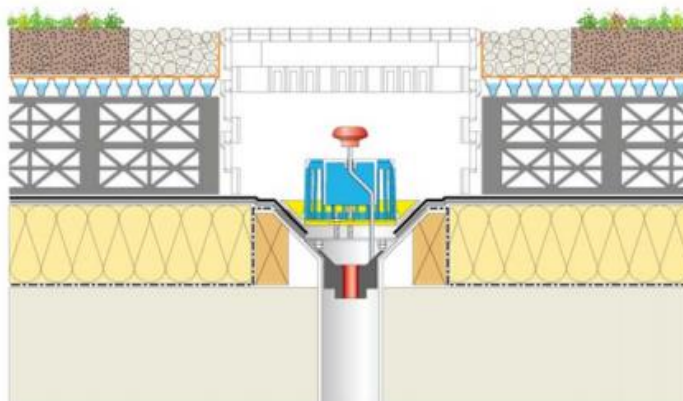
- **Podium** - surfaced with paving stones on supports
- **Green roof** - typically comprising vegetation, substrate and water management (or detention, drainage and filtration) layers



b) Warm Roof

A roof with insulation immediately below the primary waterproofing layer and above the independent vapour control layer

- **Open surface** - similar to a conventional flat roof; albeit with extended details to accommodate the higher-than-typical depth of water to be managed at roof level
- **Green roof** - typically comprising extensive green roof vegetation, substrate and water management (or detention, drainage and filtration) layers



Product Datasheet Alumasc BluRoof Outlet

Sheet No: PD913FR

Issued: August 2016

Pages: 3 of 3

Health and Safety

- Safety Data Sheets can be downloaded directly from www.alumascroofing.co.uk

Technical Support

- Technical advice is available from Alumasc Technical Services at:

Telephone: +44 (0)1744 648400

Email: roofing@alumasc-exteriors.co.uk

NB: Current versions of Alumasc Product Datasheets can be downloaded directly from:
www.alumascroofing.co.uk

The company pursues a policy of constant product development and information contained in this publication is therefore subject to change without notice. The customer is responsible for ensuring that each product is fit for its intended purpose and that the conditions for use are suitable. All quoted data is nominal and subject to production tolerances.